

Ceiling-type Dehumidifier Model: HCD-series



Round duct connection



Retangular duct connection


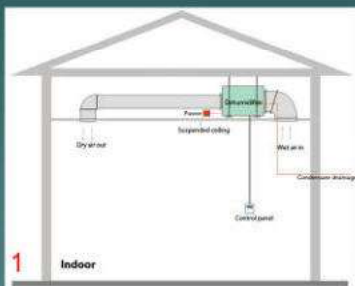
This range of condensing dehumidifiers offers powerful drying performance and the convenience of ceiling mounting. All models in the range incorporate R410A/R407C refrigerant gas and are made from hot-galvanised thick sheet metal with polyurethane powder enamel. The delicate design makes it a slim body, which can be hidden in a special chamber or above false ceiling.

The replaceable and washable filter is easy to be removed and cleaned, which effectively eliminating bad smell and odor. The sterilization keeps the air into a healthy one. It smartly fits into the above ceiling space without the influence of the overall room decoration. The ceiling mounted dehumidifier is also configured with drainage pipe, leading condensed water to the nearest drain outlet.

Typical Application

Swimming pool, Small-area plant warehouse, villa, basement, meeting room, family, office space, laboratory room, computer room laboratories, hospitals, warehouse storage, schools & institutions, libraries, computer servers etc.

Typical installation guide



1. Harison HCD series can be installed simple above ceiling by hanging from above.

2. It can also control who house through ducting of so the whole house can be protected without occupying floor space.

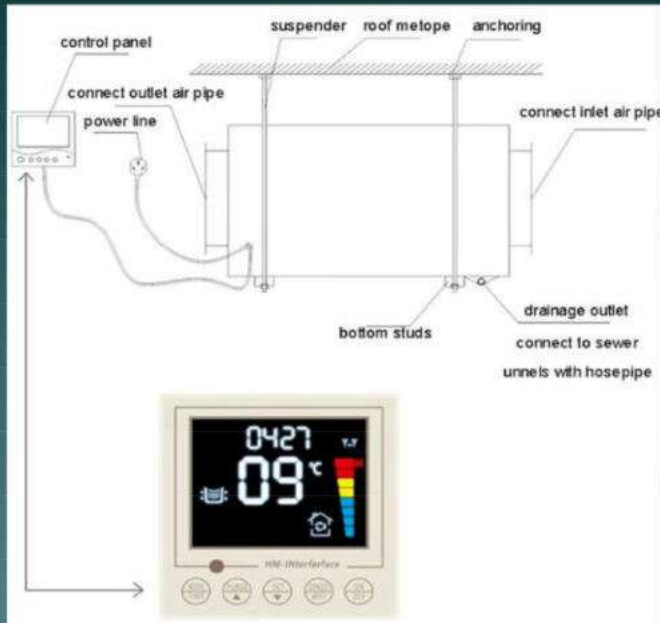
3. HCD can be hanged in the middle of large warehouse to control RH more evenly.



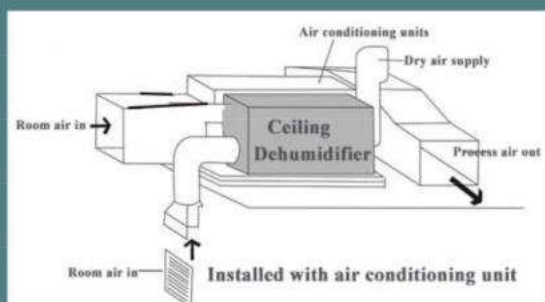
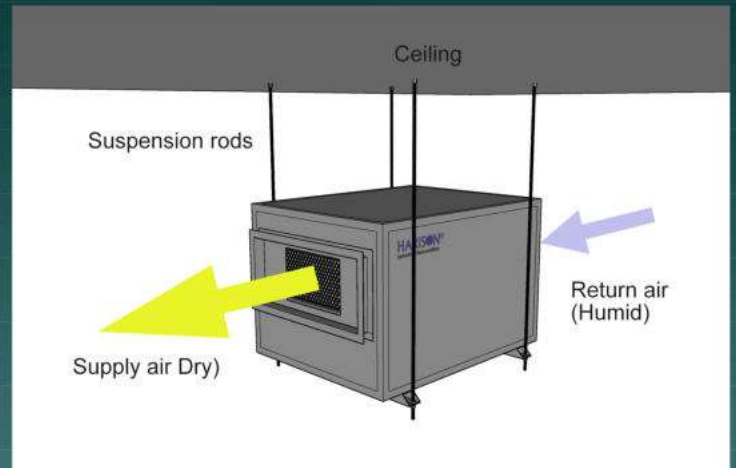
Ceiling-type Dehumidifier Model: HCD-series

SPECIFICATION	Unit	Model						
		HCD-90B	HCD-150B	HCD-192B	HCD-360B	HCD-504B	HCD-720B	
Dehumidification Capacity (@30°C, 70%)	Kg/D	90	150	240	360	504	720	
Airflow rate	CMH	1000	1500	2800	4000	5600	8400	
External static pressure	Pa	50	50	185	230	185	185	
Refrigerant		R410A	R410A	R407C	R410A	R407c	R407C	
Operating temperature ranger	°C	5 ~ 40						
Power source		220V/1Ph/50Hz			380V/3Ph/50Hz			
Norminal power consumption	kW	1.2	1.65	3.2	6.0	8.5	13.0	
Dimension	Width	mm	503	636	880	1100	1100	1140
	Depth	mm	910	845	1100	1270	1270	1920
	Height	mm	400	495	700	705	705	1030
Weight	kg	60	65	115	195	220	365	

Installation guide



Extended controller can be installed independtly on the wall, and the control line is 6 meters' long as default. But can be extended to 20 meters.



Unit can also installed together with ceiling A/C to provide both temperature and RH control. Dry-air from HCD unit is blown directly into A/C supply duct.

